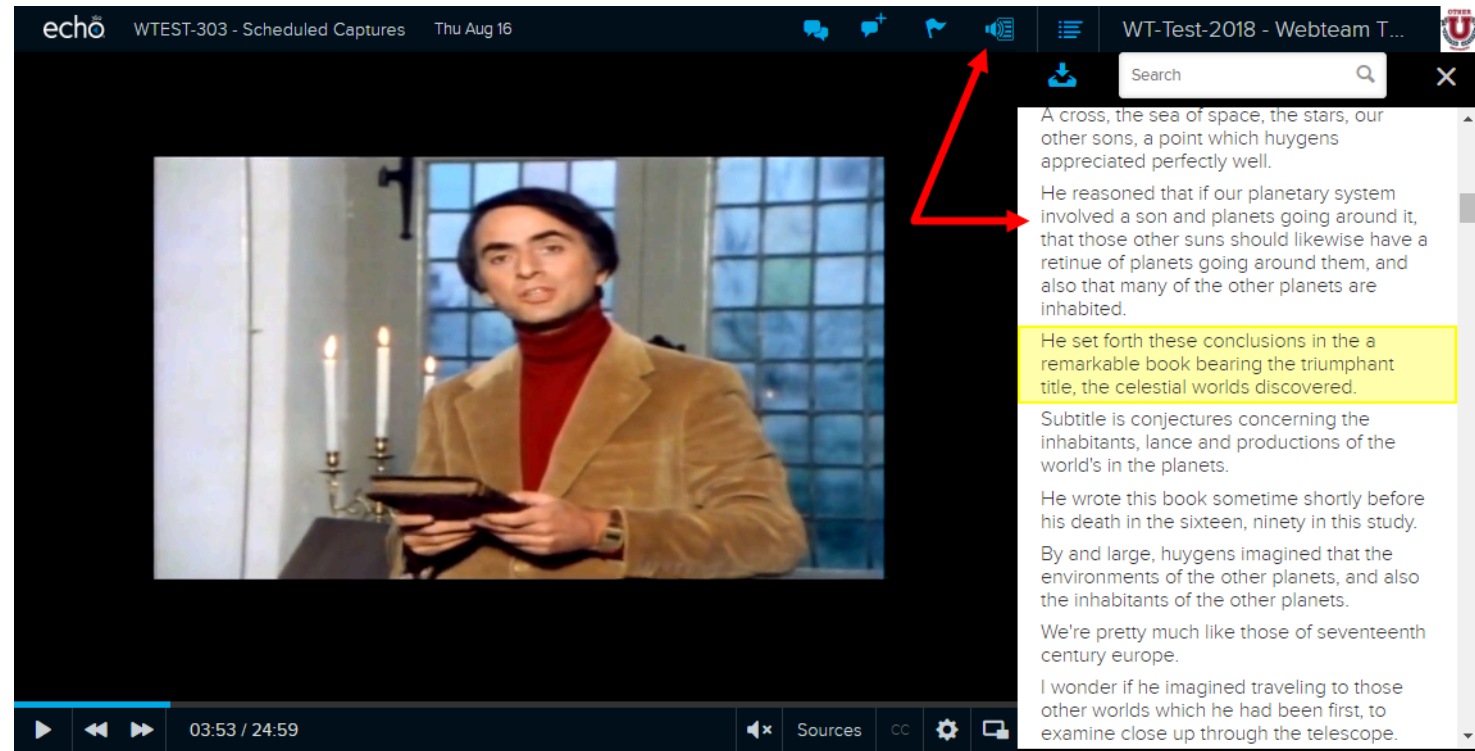


UMass
Boston
Echo360
Student Tool
Guide



Automatic Speech Recognition (ASR):

Some classes with video media in them will also have a transcription of the spoken text available for viewing in the classroom. The Transcription panel is exposed by clicking the transcription button from the classroom toolbar, as shown in the below figure. Clicking the icon again closes the transcription panel. You can use the search bar to search for keywords.



The screenshot displays a video player interface. The video shows a man in a red turtleneck and a tan jacket holding a book. The player's control bar at the bottom shows a progress of 03:53 / 24:59. In the top right corner, there is a toolbar with several icons, including a transcription icon. A red arrow points from this icon to a transcription panel on the right side of the screen. The transcription panel contains the following text:

A cross, the sea of space, the stars, our other sons, a point which Huygens appreciated perfectly well.

He reasoned that if our planetary system involved a sun and planets going around it, that those other suns should likewise have a retinue of planets going around them, and also that many of the other planets are inhabited.

He set forth these conclusions in the a remarkable book bearing the triumphant title, the celestial worlds discovered.

Subtle is conjectures concerning the inhabitants, lands and productions of the world's in the planets.

He wrote this book sometime shortly before his death in the sixteen, ninety in this study.

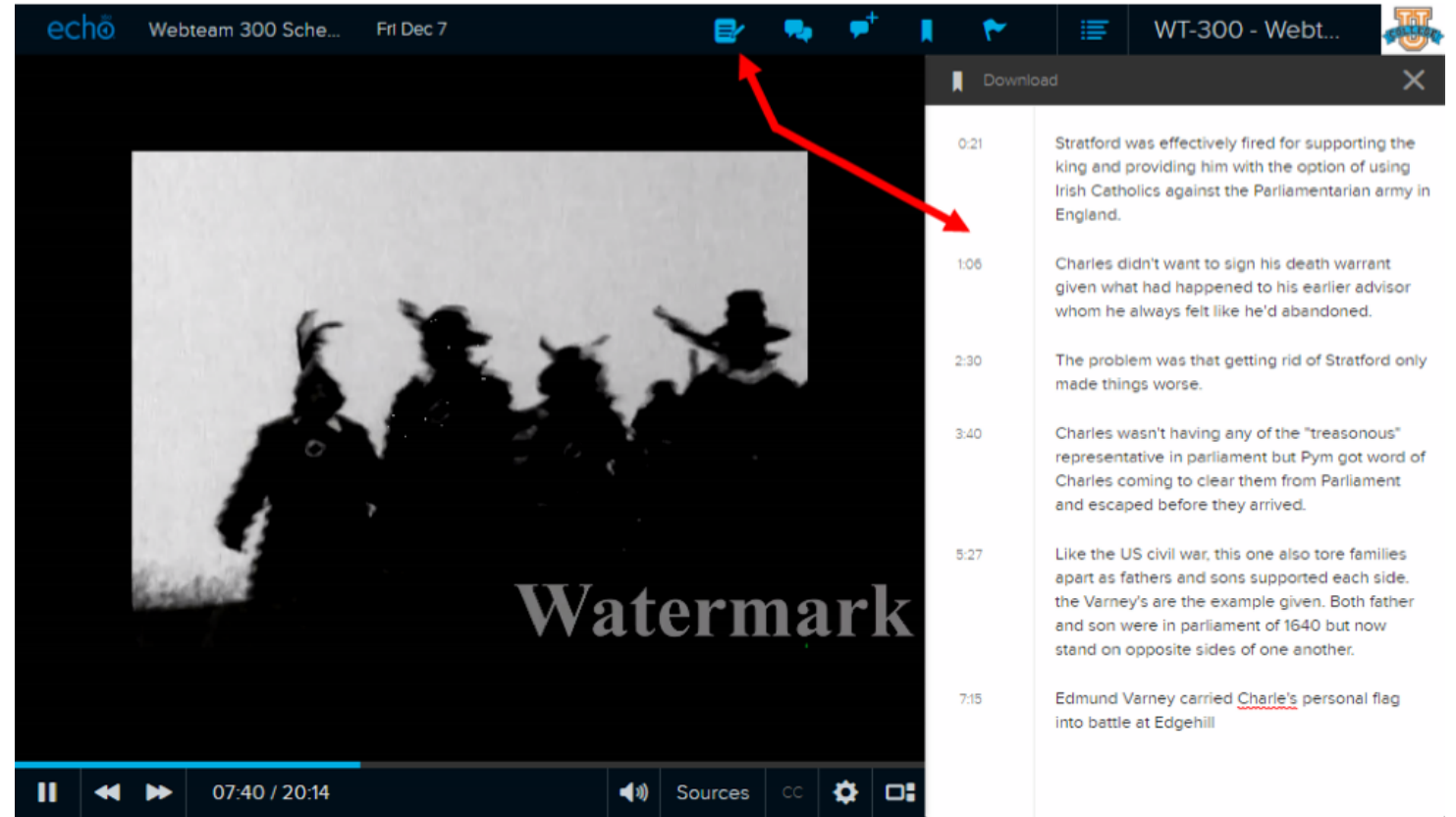
By and large, Huygens imagined that the environments of the other planets, and also the inhabitants of the other planets.

We're pretty much like those of seventeenth century Europe.

I wonder if he imagined traveling to those other worlds which he had been first, to examine close up through the telescope.

Note Taking:

During lecture playback, you have access to features designed to make studying easier. In particular the note taking feature which allows you to take time-stamped notes next to either the recording or any slides uploaded for your use by the Instructor. This will allow you to revisit particular content at a later date



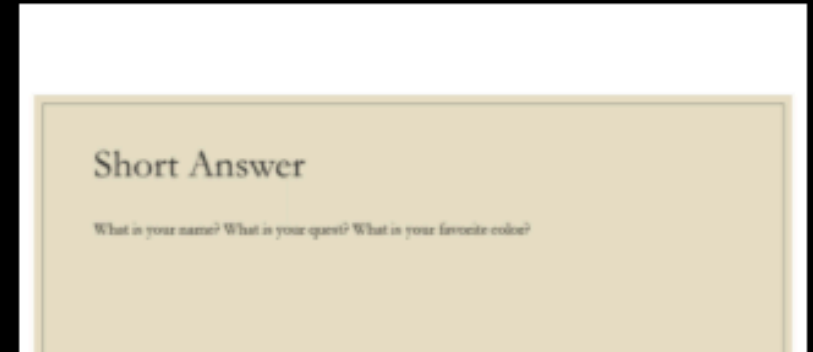
The screenshot displays the Echo360 lecture player interface. At the top, the header shows 'echo Webteam 300 Sche... Fri Dec 7' and 'WT-300 - Webt...'. A red arrow points to the 'Notes' icon in the top navigation bar. The main video area shows a black and white image of soldiers in silhouette with a 'Watermark' overlaid. The bottom video controls show a play button, a progress bar at 07:40 / 20:14, and icons for volume, sources, closed captions, settings, and full screen. On the right, a 'Download' sidebar is open, displaying a list of time-stamped notes:

- 0:21 Stratford was effectively fired for supporting the king and providing him with the option of using Irish Catholics against the Parliamentarian army in England.
- 1:06 Charles didn't want to sign his death warrant given what had happened to his earlier advisor whom he always felt like he'd abandoned.
- 2:30 The problem was that getting rid of Stratford only made things worse.
- 3:40 Charles wasn't having any of the "treasonous" representative in parliament but Pym got word of Charles coming to clear them from Parliament and escaped before they arrived.
- 5:27 Like the US civil war, this one also tore families apart as fathers and sons supported each side. the Varney's are the example given. Both father and son were in parliament of 1640 but now stand on opposite sides of one another.
- 7:15 Edmund Varney carried Charles's personal flag into battle at Edgehill



Bookmark scene

Bookmark slide



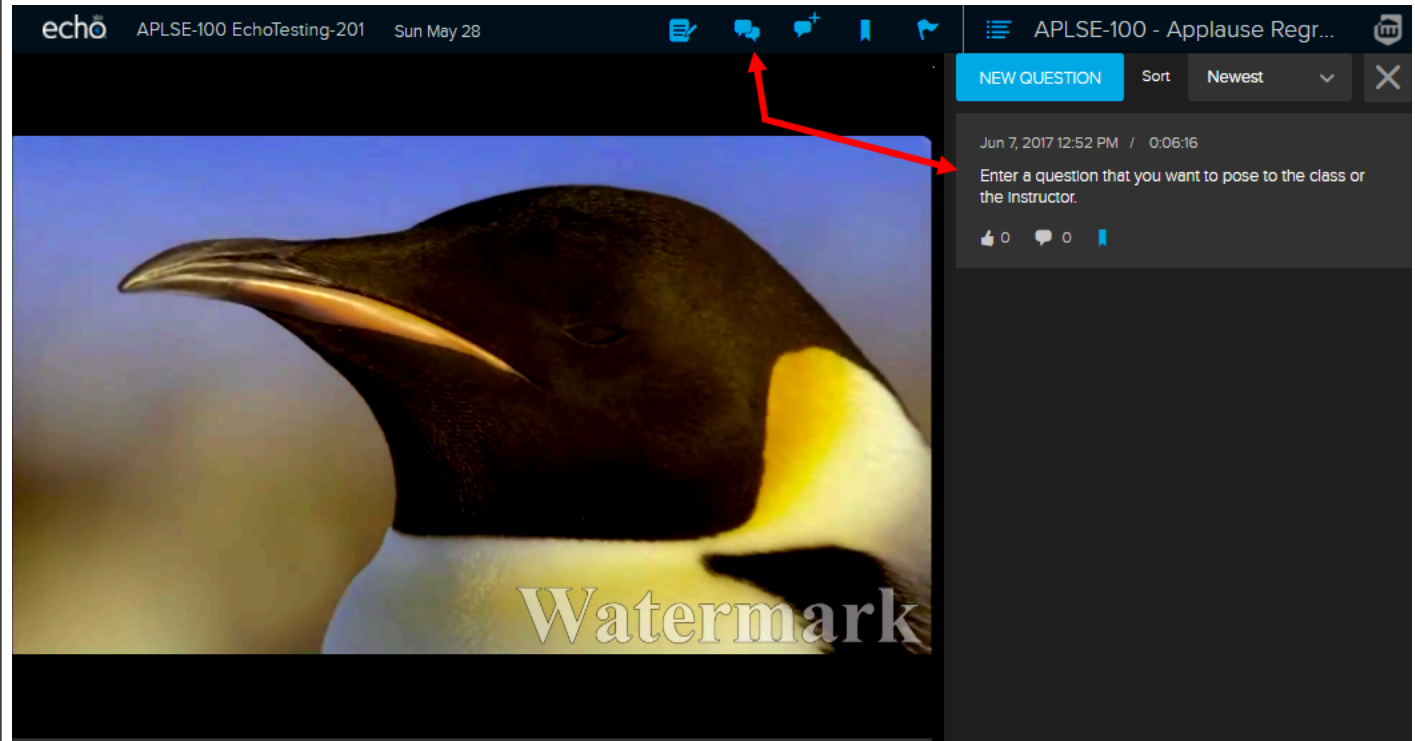
Bookmarking:

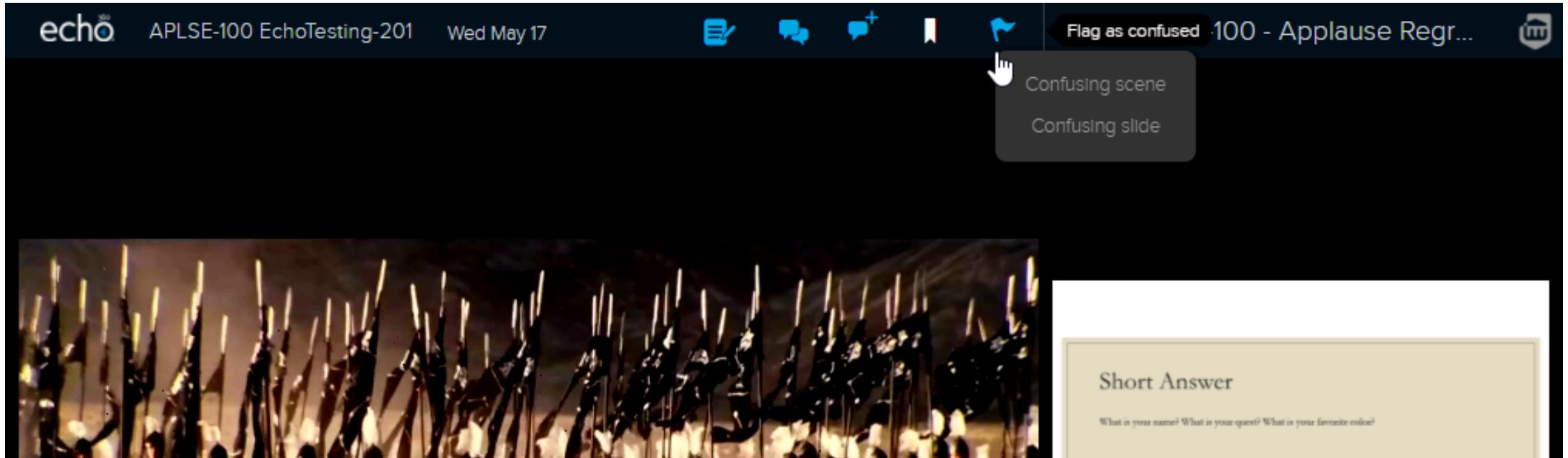
Bookmarks within Echo360 allow you to mark locations in presentations or videos so you can find them quickly and easier for review. Bookmarks will be found in your notes.

Question and Answer:

Some instructors are using Q&A which allows you to ask questions and have others respond. *Please check with your instructor if they are using this feature or not.*

Directions for Q&A can be found [here](#)





Flagging content as "Confusing":

Flags let you mark locations and material that you find confusing or items you feel the instructor may need to explain further to you or the class. The notification flag includes the location of the presentation at the time it was flagged.

Some instructors may not monitor flags please confirm with your instructor they are before flagging content

Multiple Choice Question

- A 1
- B 2
- C 3
- D 4

SUBMIT To submit via SMS, text "EP A, B, ..." to +1 (631) 257-3246 / Text ? for help

Short Answer question

What is your response?

SUBMIT To submit via SMS, text "MOM" followed by your answer to +1 (631) 257-3246 / Text ? for help

Numerical Activity - Pick a number between and 100

SUBMIT To submit via SMS, text "GP 42" to +1 (631) 257-3246 / Text ? for help

Ordered List Question

- A C
- B D
- C A
- D B

SUBMIT To submit via SMS, text "FP A, B, ..." to +1 (631) 257-3246 / Text ? for help

Activity Slides:

Your instructor might choose to use polling responses or other types activity slides. Info on answering each type can be found [here](#). Make sure you click submit once you have selected your choice for your answer to be recorded.

Study Guide:

All of your classes can later be accessed through the student study guide. This will allow you to play back pieces you have bookmarked or written notes against and provide opportunities for assessment review. These notes can also be downloaded if you wish to use them with another tool.

The screenshot displays the Echo360 WebTeam interface for a course titled "WT-300 - WebTeam-300 Webteam Testing Course". The interface includes a navigation bar with "CLASSES", "Q&A", "STUDY GUIDE", and "SEARCH" options. Below the navigation bar, there are controls for a video player, including a dropdown menu for "Dec 7 - Webteam 300 Sched...", navigation arrows, "EDIT", and "DOWNLOAD" buttons. The video player shows a transcript with the following text:

- 0:21 Stratford was effectively fired for supporting the king and providing him with the option of using Irish Catholics against the Parliamentarian army in England.
- 1:01 **Bookmark**
- 1:06 Charles didn't want to sign his death warrant given what had happened to his earlier advisor whom he always felt like he'd abandoned.
- 2:30 The problem was that getting rid of Stratford only made things worse.
- 3:40 Charles wasn't having any of the "treasonous" representative in parliament but Pym got word of Charles coming to clear them from Parliament and escaped before they arrived.
- 5:27 Like the US civil war, this one also tore families apart as fathers and sons supported each side. the Varney's are the example given. Both father and son were in parliament of 1640 but now stand on opposite sides of one another.
- 7:15 Edmund Varney carried Charles' personal flag into battle at Edgehill

The video player also features a video thumbnail showing two portraits of men, with a "Watermark" overlaid on the right side. The video player controls at the bottom include a play button, a 10-second skip button, a volume icon, a 1.0x speed icon, a settings gear icon, and a full screen icon. The video player also shows a timestamp of 106/20:14 in the top right corner.